

CSCI 4229/5229

Computer Graphics

Fall 2022

Course Objectives

- Class: Theory and principles
 - Attendance is highly encouraged
- Assignments: Practical OpenGL
 - Applications
- No tests or exams
- By the end of the course you will:
 - Be conversant in computer graphics principles
 - Be well versed in the use of OpenGL
 - Understand what OpenGL does internally

Class Attendance

- If you are in the distance session, it is highly recommended that you join live by Zoom
 - Permits real time interaction
- If you feel ill, attend via Zoom
- Class Attendance in person or via Zoom is expected
 - Amplifies expectations and issues related to assignments
 - Covers additional examples not on Canvas

Course Outline

- Basics (1/3)
 - Projections, transformations, clipping, rendering, text, color, hidden edge and surface removal, and interaction
- Advanced (1/3)
 - Illumination, shading, transparency, texture mapping, parametric surfaces, shaders
- Project (1/3)
 - Whatever you're interested in: games, modeling, visualization, 'Google Earth',

Why OpenGL?

- Modern, widely used and actively supported
 - Games
 - 3D visualization
- Cross platform
 - Windows
 - Mac
 - *NIX
 - iPhone, Android and WebGL
- Open source and vendor implementations
 - MESA 3D (source code available)
- Many language bindings

Instructor

- Willem A (Vlakkies) Schreüder
- Email: vlakkies@colorado.edu
 - Begin subject with 4229 or 5229
 - I have a draconian mail filter
 - Resend email not answered promptly
- Office Hours:
 - MW 3-4pm via Zoom
 - Email me to set up Zoom at other times
- Weekday Contact Hours: 6:30am - 9:00pm

Assumptions

- You need to be fluent in C
 - Examples are in C
 - You need to know how to program and compile
 - You can do assignments in any language
 - I may need help getting it to work on my system
 - Use C or C++ unless you have a good reason
- You need to be comfortable with linear algebra
 - Vectors, surfaces, normals
 - Matrix and Vector multiplication
 - Dot and cross products
 - Rotation matrices

Grading

- Satisfactory complete all assignments => A
 - The goal is to impress your friends
- Assignments **must** be submitted on time unless prior arrangements are made
 - Most due Thursday evening 11:59 pm
 - Extensions must be requested before due date
 - Grace period until Friday morning at 08:00am
 - **Emailed assignments will not be accepted**
- Assignments must be completed individually
 - Stealing ideas are permitted
 - OpenGL code from the web may be used
 - Make it your own and improve on it

Grading Expectations

- Code reuse is acceptable
 - Give credit where it is due
 - You take responsibility for errors in reused code
 - You need to make a substantial improvement
 - I'm looking to see that you have insight in the material and put in a significant effort
 - **Simply turning in downloaded code with minor changes is unacceptable and an Honor Code violation**
- No grade => respond to my comments and resubmit
- **Grade <100 means NOT SATISFACTORY (not an A)**

Example Programs

- Illustrates specific aspects
 - mode variable heavily overloaded
 - one concept at a time
- Designed to be a starting point
 - you are expected to improve on it
 - cut and paste will not get you an A
- **The course is no intended to teach OpenGL, but rather the principles underlying graphics**

Text

- OpenGL Programming Guide (9ed)
 - Shreiner et al.
 - “OpenGL Vermillion Book”
 - Older edition was the “OpenGL Red Book”
 - Download previous editions as PDF
 - Recommended but not required

Other Texts

- OpenGL: A Primer, 3/E
 - Edward Angel
 - Excellent and very accessible
 - Inexpensive
 - Third edition adds new material (shaders)
- OpenGL SuperBible: Comprehensive Tutorial and Reference (7ed)
 - Sellers, Wright & Haemel
 - Good all-round theory and applications
 - 6e & 7e is all OpenGL 4 which is a challenge

Theoretical text

- Computer Graphics: Principles & Practice (3ed)
 - Hughes, van Dam, McGuire, Sklar, Foley, Feiner & Akeley
 - Avoid 1ed (Pascal), 2ed (very dated)
 - Get it if you want to know more of the theory

Embedded OpenGL texts

- OpenGL ES 3.0 Programming Guide
 - Ginsburg & Purnomo
 - OpenGL Embedded Systems (iPhone & Android)
 - Subset of OpenGL, 1.3 and 2.0 very different
 - ***Not recommended for beginners***
- iPhone 3D Programming
 - Philip Rideout (O'Reilly series)
 - iPhone specific, but C/C++ oriented so translates well to Android (using the NDK)
 - My personal favorite for portable OpenGL ES

OpenGL Resources

- Safari
- www.google.com
 - Need I say more?
- www.opengl.org
 - Code and tutorials
- nehe.gamedev.net
 - Excellent tutorials
- www.mesa3d.org
 - Code of “internals”
- Class forum

Assignment 0

- Due: **Tuesday** August 30 at **11:59pm**
- Find the course on Canvas
- Submit
 - Your name and study area
 - Platform (Hardware, Graphics, OS, ...)
 - Background and interests in computer graphics
 - Project ideas (if you have one already)
 - **Distance students let me know about special circumstances and schedules**

My information

- Mathematical modeling and data analysis
 - PhD Computational Fluid Dynamics [1986]
 - PhD Parallel Systems (*CU Boulder*) [2005]
- Use graphics for scientific visualization
- Open source bigot
- Program in C, C++, Fortran and Perl

Assignments

Week 1: Who Am I

Week 2: Compile and run Gears

Week 3: Visualizing the Lorenz Attractor

Week 4: Drawing Scene in 3D

Week 5: Orthogonal/Perspective Projection

Week 6: Lighting

Week 7: Lighting and Textures

Week 8: Project Proposal

Week 10: Project progress report

Week 12: Project Review

Week 14: Project Final

Complete assignments early if you want

How to get started

- Get OpenGL to work on your platform
 - *Installing OpenGL* on Canvas
 - Compile and run *Hello World* examples
- If you are using Windows
 - Install MSYS2 and use pacman
 - Compile with `-DUSEGLEW` (see my examples)
- If you are on an X based (*NIX) platform:
 - `yum install freeglut-devel`
 - `apt-get install freeglut3-dev`
 - Run `glxinfo` and check if *direct rendering: yes*
- OS/X based on OpenGL
 - Xcode command line
 - Use homebrew to install glfw, SDL, etc

Assignment 1

- Due: Thursday September 8 at 23:59
- Compile and run *gears* and answer a few questions
- This ensures that you have a working OpenGL environment on your machine
- Practice creating a *makefile*
 - After this I expect correct makefiles

Assignment 2

- Due: Thursday September 15 at 23:59
- Write an OpenGL based visualization of the Lorenz Attractor
 - At a minimum show a static line path in 3D
 - User control of attractor parameters
 - Add rotation using cursor keys
 - Use your imagination
- The purpose is scientific visualization
 - Do some science

<http://mathworld.wolfram.com/LorenzAttractor.html>
- Example 6 is your friend

Assignment 3

- Due: Thursday September 22 at 23:59
- Write an program to visualize a 3D scene
- Scene must consist of solid 3D objects
 - You must create objects yourself
 - no GLU/GLUT or imported objects
 - You must replicate some generic objects
- Scene must be viewable from different vantage points under user control
- *Add 3D objects to Assignment 2*

Assignment 4

- Due: Thursday September 29 at 23:59
- Write an program to visualize a 3D scene using both orthogonal and perspective projections as well as first person navigation
- *Add perspective projection to Assignment 3*
- *I don't provide a first person example*

Assignment 5

- Due: Thursday October 6 at 23:59
- Write an program to visualize a 3D scene with lighting
 - Make the light move to show lighting effects
 - Select solid objects that show lighting effects
 - Still no glu/glut or imported objects
- *Add lighting to Assignment 4*
- ***WARNING: THIS IS A VERY DIFFICULT ASSIGNMENT***

Assignment 6

- Due: Thursday October 13 at 23:59
- Write an program to visualize a 3D scene with lighting and textures
- End of progression of homework assignments
- *Add textures to Assignment 5*

Project

- Should be a program with a significant graphics component
 - Something useful in your research/work?
 - Graphical front end to simulation
 - Graphical portion of a game
 - Expect more from graduate students
- Deadlines
 - Proposal: Thursday Oct 20
 - Progress: Thursday Nov 3 (progress report)
 - Review: **Tuesday** Nov 29 (must run)
 - Final: **Tuesday** Dec 6 (no resubmit)

Project Grading

- Half the total grade for the class
- The grade assigned for the ***final*** submission is what is counted
- Grades assigned for the progress report and the review are my assessment of what that final grade will be, and is not counted towards the class grade
 - Canvas is not smart enough to do this, so don't go by the totals it gives you

Topics for CSCI 4239/5239

Advanced Computer Graphics

- Shaders
 - Explicitly programming the GPU
- Embedded Systems
 - iPhone, Android, WebGL
- GPU work threads (CUDA & OpenCL)
- Ray Tracing

Nuts and Bolts

- Complete assignments on any platform
 - Assignments reviewed under Ubuntu 22.04 LTS
 - Set `#ifdef` so I can compile and run it
- Submit using Canvas
 - Single ZIP file
 - Name executables `hw1`, `hw2`, ...
 - Create a makefile so I can do *make clean;make*
 - Set window title to *Assignment X: Your Name*
- Include number of hours spent on assignment
- *Check my feedback and resubmit if requested*
- This is a BIG class, **PLEASE** submit cleanly

A few hints

- My machine runs Linux x86_64
 - gcc/g++ with nVidia & GLX
 - -Wall is a **really** good idea
 - case sensitive file names
 - int=32 bit, long=64 bit
 - little-endian
 - fairly good performance
- How to make my life easier
 - Try it on a Linux box
 - Stick to C/C++ unless you have a good reason to use something else
- ***Maintain thy backups...***

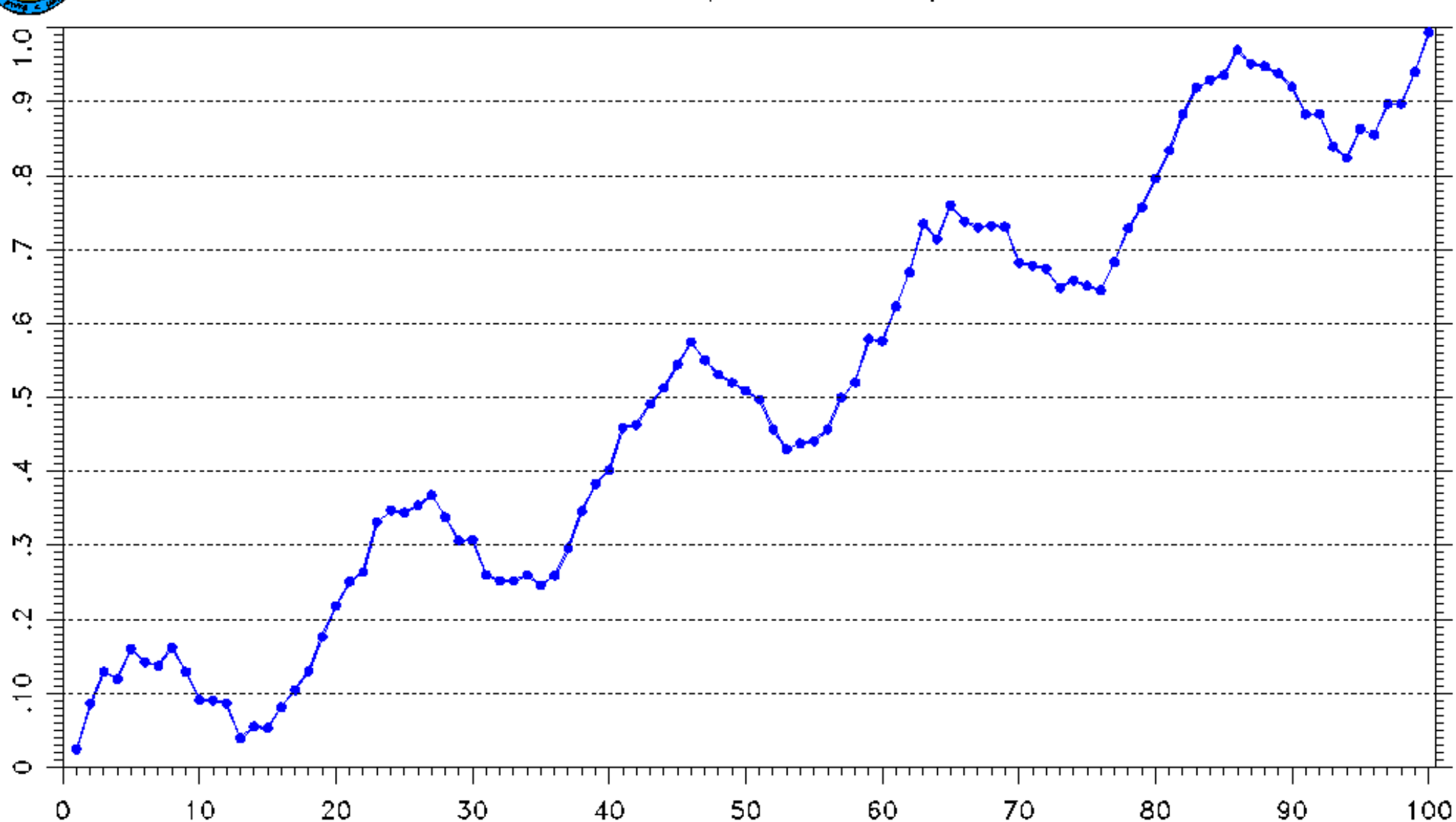
The Importance of Graphics: 100 Values between 0 and 1

0.024	0.086	0.129	0.119	0.160	0.142	0.137	0.162	0.129	0.091
0.090	0.086	0.039	0.055	0.053	0.081	0.104	0.130	0.176	0.218
0.251	0.264	0.331	0.347	0.344	0.354	0.368	0.338	0.306	0.307
0.260	0.252	0.252	0.260	0.246	0.259	0.296	0.346	0.383	0.402
0.459	0.463	0.491	0.513	0.544	0.575	0.550	0.531	0.520	0.509
0.497	0.457	0.430	0.438	0.441	0.457	0.500	0.520	0.579	0.576
0.623	0.669	0.735	0.714	0.760	0.738	0.730	0.732	0.731	0.682
0.678	0.674	0.648	0.658	0.651	0.645	0.683	0.729	0.757	0.796
0.834	0.883	0.919	0.929	0.936	0.970	0.951	0.948	0.938	0.920
0.883	0.883	0.839	0.824	0.863	0.855	0.897	0.897	0.940	0.994



100 Values between 0 and 1

The Importance of Graphics



Graphic Design

- 2D vs. 3D
 - Cool vs. informative
- Edward R. Tufte
 - Visual Explanations
 - Envisioning Information
 - The Visual Display of Quantitative Information
 - Beautiful Evidence


Saturn from Cassini Probe



Colorado Fall Colors



What is wrong with this picture?



In the beginning....



Storage Tube Terminals



Storage Display Images



Color: Multiple Pen Plotters




Raster Graphic Terminals



Color Inkjets



Workstations: Apollo DN 330 12 MHz 68020, 3MB RAM, 70MB disk



Workstation, Desktop, Laptop, Phone, Communicator..



Plotting Packages

- PLOT-10: Tektronix 4010 graphics
- PLOT88: PC graphics
- DISSPLA: NCAR graphics
- GINO: Portable graphics
- DIGLIB: LLNL device-independent, open source
- GKS: Graphics Kernel System (2D vector)
- PHIGS: 3D Interactive Graphics
- OpenGL & DirectX

The rise of OpenGL

- Originated as SGI IrisGL
- Vendor-neutral OpenGL controlled by ARB
- Hides the details of hardware
 - Software emulation when necessary
 - Hardware acceleration when possible
- Supports 2D to advanced 3D graphics
- Portable to most hardware and OS with WGL, AGL and GLX
- Hardware range from phones to Big Iron

Focus of OpenGL

- OpenGL 1 (1992)
 - Hardware abstraction
- OpenGL 2 (2004)
 - Add Shaders (Programming the GPU)
- OpenGL 3 (2008)
 - Focus on shaders and new hardware
 - Deprecates many features
- OpenGL 4 (2010)
 - Core & Compatibility Profiles
 - Merge desktop and embedded versions

Gaming and Graphics

- Text based/ASCII graphics (Pong, PacMan)
- 2D monochrome line graphics (Asteroids)
- 2D images & sprites (Mario)
- 3D graphics
 - Flight Simulators (2D -> 3D)
 - First Person Shooters
 - Multi-player games
- Games push the envelope
 - Realism
 - Speed