

# **Shader Lighting, Textures and Shadows**

**CSCI 4239/5239**

**Advanced Computer Graphics  
Spring 2020**

# Shader Lighting

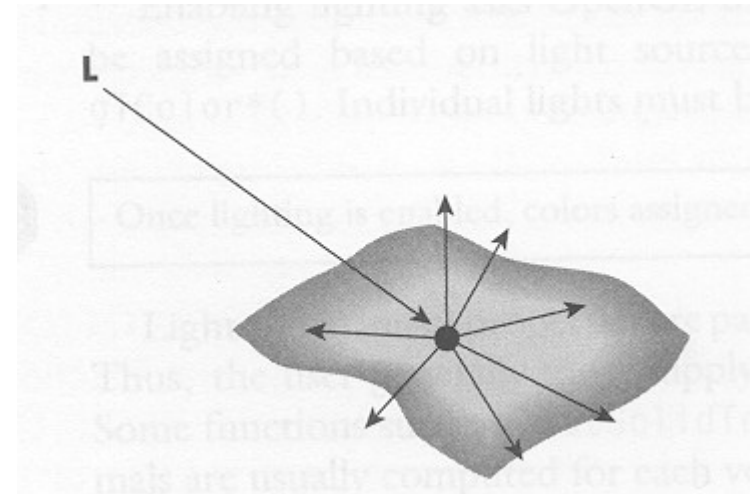
- Ultimate flexibility
  - Lighting method
    - Phong reflection
    - Blinn-Phong reflection
  - Lighting
    - Per vertex with Gouraud shading
    - Per pixel lighting
  - Special effects
    - High Dynamic Range lighting
- Ultimate responsibility
  - Nothing happens automatically

# OpenGL Lighting Components

- $C = M_E + M_A(C_A + C_G) + (N \cdot L)M_D C_D + (N \cdot H)^S M_S C_S$
- $C_x$  are light components
- $M_x$  are material components
- Components
  - Emission
  - Ambient (also Global Ambient)
  - Diffuse
  - Specular
- Calculated for each light, vertex, RGBA
- Assumes values in the range 0-1

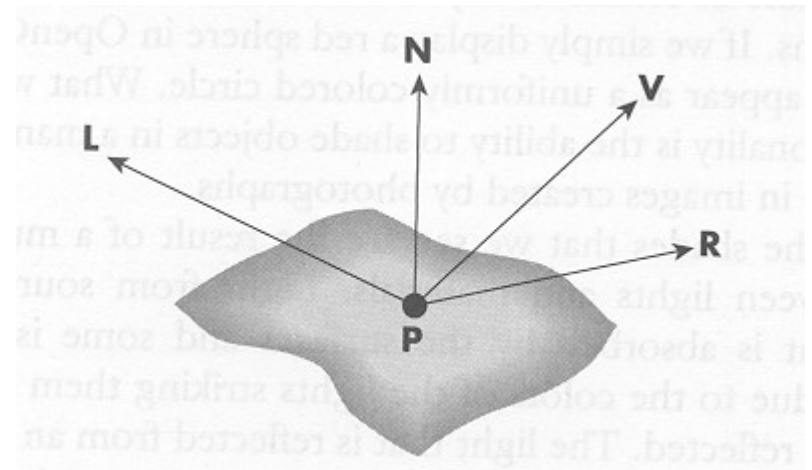
# Diffuse Reflections

- Diffuse light scatters in all directions
  - Lambertian reflection
- Intensity depends on cosine of the angle of incidence
- Intensity  $(N \cdot L)MC_D$



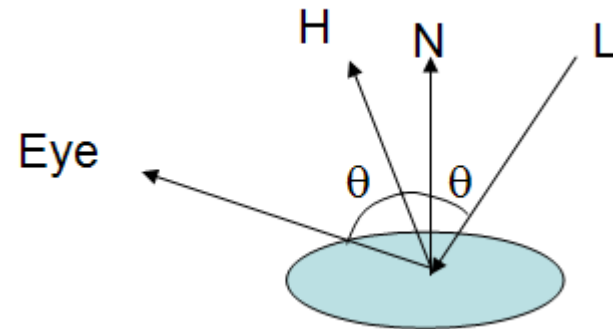
# Phong Reflection Model

- $L$  light source
- $N$  normal vector for surface
- $R$  reflected light
  - $R = 2(L \cdot N)N - L$
- $V$  viewer (eye)
- Intensity  $(V \cdot R)^S MC$ 
  - $S$  shininess
  - $M$  material reflection coefficient
  - $C$  color of light source
- Calculated independently for R,G,B



# Blinn-Phong Reflection Model

- Also called modified Phong or Fast Phong
- Simpler and faster
- Half angle  $H = L + V$  (renormalize)
- Intensity  $(N \cdot H)^s MC$



# Per Vertex Lighting

- Calculate lighting at vertex
- Linearly interpolate across polygon
  - This is often called Gouraud shading
  - Real Gouraud shading averages normals at vertexes and then interpolates
- Effort proportional to number of vertexes
- May miss important effects for large polygons

# Per pixel lighting

- Calculate lighting at pixel
- Calculate ambient and emission by vertex
  - Set L,P,V,H for use in frag shader
- Calculate diffuse and specular by pixel
- Effort proportional to number of pixels



# Shader Textures

- Pointer to texture
  - `sampler2D name;`
  - Points to current texture from `glBindTexture()`
- Extract pixel at `vec2` texture coordinate *pos*
  - `texture2D(name,pos);`
- Different sampler/function for 1D,2D,LOD,...
- Returns `vec4` (RGBA)

# Assignment 3: Performance

- Explore the performance of different ways to do things in shaders
  - int vs. float
  - built-in functions vs. expressions
  - functions vs. inline
  - OS, hardware, etc dependencies
- Use lighting, textures, procedural textures, etc. to measure performance
  - Use fps(int) signal from Ex04
- Make sure VSYNC is disabled

# Shadows in Computer Graphics


- Shadows are important to realism
  - Depth cues
  - Relative positions of objects
- Doesn't “just happen” when lighting is turned on
  - Nor is there a `glEnable(GL_SHADOWS)`
- Scene must be rendered 2-4 times
- Shader implementation can be efficient
  - Draw once every time the light or scene changes
  - Draw once for every eye position

# Shadow Methods

- Planar Shadows (CSCI 5229 ex34)
  - Shadows on the floor only
- Shadow Volumes (CSCI 5229 ex35)
  - True shadow, very hard
  - Requires four passes (two are fast)
- Shadow Maps (CSCI 5229 ex36)
  - True shadows, depth in textures
  - Fast implementation via shader

# Shadow Mapping

- Project with light as viewpoint
- Depth buffer from light
- Light/shadow determined just like visibility
  - Objects in light foremost in depth buffer
  - Objects in shadow depth obscured
- Requires second depth buffer
  - Store depth to texture
  - Compare R to texture
- In OpenGL extensions
- Used in *Toy Story* etc.



# Shadow Map Shader

- Draw shadow map
  - Bind framebuffer to depth texture
  - Draw scene with eye at light to generate depths
  - Update if light or scene changes
- Draw scene
  - Generate texture coordinates with light PoV
  - Compare depth ( $R$ ) with depth texture
    - $R = \text{depth}$  means lit – light as normal
    - $R > \text{depth}$  means shadowed – ambient light only
- Fast, Simple, Realistic